





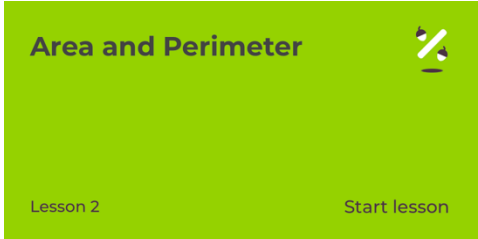

Bur Oaks - Road Trip to the USA

W/B 1 st June	Maths	Times table	English	Spelling
Monday Over the next few weeks we are going to be looking at <u>area and perimeter</u> . Today, I'd like you to watch this video and then complete the 4 questions at the end of the video. Remember to pause the video each time a question is asked. https://www.bbc.co.uk/teach/class-clips-video/maths-ks2-understanding-area-and-perimeter/zb87t39	4 and 8 x tables Complete worksheets attached on the class page.	4 and 8 x tables Complete worksheets attached on the class page.	This week, we are going to be focusing on writing diary entries . Today, I'd like you to watch the BBC bitesize video and hear about how Grace Darling showed bravery in the face of danger. Then complete the first two activities. Activity one: read the diary entry example and answer the questions. Activity two: Planning, recap why planning is important and then write your diary entry plan. https://www.bbc.co.uk/bitesize/articles/zmmj7nb  <p>GRACE DARLING Heroine of the sea</p> <p>Please note, we will be completing activity three and four tomorrow!</p>	Adding the suffix -ous (No change to root word) dangerous poisonous mountainous joyous synonymous hazardous riotous perilous momentous scandalous



Bur Oaks - Road Trip to the USA

<p>Tuesday</p>	<p>Complete the two separate activities set on MyMaths</p> <ol style="list-style-type: none"> 1. Introducing area 2. Introducing perimeter <p>Remember be resilient, if you don't get above 85% on your first attempt, have another go!</p> <p>TOP TIP: Keep a piece of paper next to you so you can work things out, it doesn't all have to be in your head!!</p> <div data-bbox="349 823 846 959">  </div> <p>https://login.mymaths.co.uk/login</p>	<p>4 and 8 x tables</p> <p>Complete set tables on TT rockstars (4 and 8 x should be set)</p>	<p>Today, I'd like you to write your Grace Darling's diary entry.</p> <p>Make sure you watch the video again and use your finished plan!</p> <p>Once you have completed your diary entry (activity three), complete activity four and then send me your finished entry!</p> <p>I look forward to reading them.</p> <p>https://www.bbc.co.uk/bitesize/articles/zmmj7nb</p> <div data-bbox="1317 836 1686 1054">  </div>	<p>Definitions – using a dictionary or online dictionary, find the definition for each of your spelling words.</p> <div data-bbox="1794 517 2085 876">  </div>
<p>Wednesday</p>	<p>Today, we're going to be using 'Oak Academy'.</p> <p>I'd like you to watch the lesson and then complete the activities.</p> <p>I have attached some dotted paper on the class page for you to use.</p> <p>https://www.thenational.academy/year-4/maths/area-and-perimeter-year-4-wk1-2</p>	<p>4 and 8 x tables</p> <p>Hit The Button</p> <p>https://www.topmarks.co.uk/maths-games/hit-the-button</p>	<p>Thank you for sending me all your brilliant diary entries!</p> <p>For the next couple of days, we are going to be continuing with the topic 'diary entry'.</p> <p>As we are all in a similar situation right now, I'd like you to write</p>	<p>Spelling Graffiti – Write your spelling words in lots of different colours on a big piece of paper.</p>

Bur Oaks - Road Trip to the USA

			<p>your own diary entry about your time in lockdown!</p> <p>Think about these questions as a starting point:</p> <ol style="list-style-type: none"> 1. How am I feeling? 2. How long have I been in lockdown? 3. What have I enjoyed about the lockdown? 4. What have I missed? <p>I'm sure you can think of many more!</p> <p>Firstly, make a plan and ensure your writing is separated into appropriate paragraphs.</p> <p>Once you're happy with your plan, you can begin to write.</p> <p>Remember, you've got tomorrow to do this aswell!</p>	
Thursday	<p>Today, we're going to be completing the next 'area and perimeter' lesson on Oak Academy.</p> <p>Take your time, watch the lesson and then complete the activity.</p>	<p>4 and 8 x tables</p> <p>Complete set tables on TT rockstars (4 and 8 x should be set)</p>	<p>Continue with your diary entry!</p> <p>Once you have completed your diary entry, I'd like you to:</p> <ol style="list-style-type: none"> 1. Read your diary entry aloud to yourself or to someone else at home, if you can. 	<p>Pictures – draw a picture to show each of your spelling words.</p>

Bur Oaks - Road Trip to the USA

	<p>https://www.thenational.academy/year-4/maths/area-and-perimeter-year-4-wk1-3</p>  <p>The image shows a green slide titled 'Area and Perimeter' with a pencil icon. Below the title, it says 'Lesson 3' and 'Start lesson'.</p>		<ol style="list-style-type: none"> Underneath your writing, using a different coloured pen, write down: two things that you really like about your diary entry and one thing that you would like to improve. If you can, ask a friend or family member what they like about your diary entry and how they think you could improve it next time. Send your finished entry to our class email: buroaks@chacewaterschool.co.uk 	 <p>A red triangular warning sign with a skull and crossbones in the center and the word 'DANGER' in bold red letters at the bottom.</p>
Friday	<p style="text-align: center;">Arithmetic test</p> <p>Please complete the arithmetic paper attached on the class page!</p> <p>Once you have marked it yourself, make sure you correct any that you got wrong!</p>	<p style="text-align: center;">Times table test</p> <p>https://www.topmarks.co.uk/maths-games/daily10</p>	<p>Today for English we will be completing this BBC lesson for reading!</p> <p style="text-align: center;">You're a Bad Man, Mr Gum by Andy Stanton</p> <p>Watch the videos, read the extract and there are 3 activities for you to do.</p> <p style="text-align: center;">Remember VIPERS</p>	<p>Please complete your spelling test and email me your results!</p> <p style="text-align: center;">Good Luck</p>

Bur Oaks - Road Trip to the USA

Good Luck!



<https://www.bbc.co.uk/bitesize/articles/zknnf4j>



Weekly Topic Tasks

Topic:

This term our topic is: **ROAD TRIP TO THE USA**

Over the next 8 weeks, we're going to be learning about **North America**. We will be travelling through different countries in North America before we reach USA (our final destination).



Weekly, I'll be setting a variety of different activities for you to complete. You may only be able to complete a few or you may be able to complete all of them!

LAUNCH: Create your own passport and boarding pass. You can use the templates attached on the class page or you can be creative and create your own!!

- Research all the different countries in North America and label them on the map which I have attached to the school website.

Bur Oaks - Road Trip to the USA

- Research and find out about North America, complete the 'North America Factsheet' or create your own.
- Find out about the 4 most famous landmarks in North America and create a poster.



Reading:

As we are starting a new term, you'll need to complete your **STAR QUIZ** on accelerated reader, please make sure you do this by the end of the week.

Parents, if you need an additional password it's **admin**

Continue to read for half an hour everyday.

Make sure you use the link on the school website -

<https://ukhosted40.renlearn.co.uk/2234842/Public/RPM/Login/Login.aspx?srcID=s>

P.E:

- Lauren: Lesson - <https://www.youtube.com/watch?v=gtExe5kLLMA>
- Lauren: Wake and shake - <https://www.youtube.com/watch?v=cs5iVc4YCEs&feature=youtu.be>
- Go noodle - <https://app.gonoodle.com/>
- Jo Wicks <https://www.youtube.com/user/thebodycoach1>

