

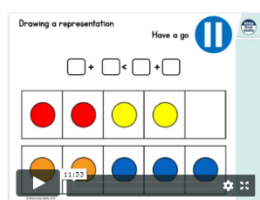
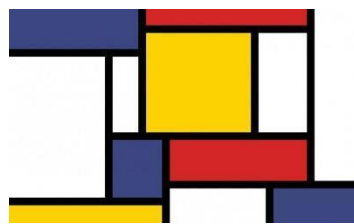


Buds Home Learning - Summer 1 Week 6

Hello, Mrs Morgan and Mrs Buckingham here. Thank you for sending us all of your AMAZING home learning. Remember any work completed at home can be emailed to us at buds@chacewaterschool.co.uk.

	Reading	English	Maths	Topic
<p>Tuesday 19.05.2020</p> 	<p>Today I would like you to use a new site where you will be able to find books to read online. You will need to email me to find your username and password. I will email this back to you, as soon as I can.</p> <p><i>Go to active learn</i> <i>Log in:</i> <i>username:</i> <i>password:</i> <i>school code: chmd</i></p> <p>There you will see that I have given you some books to read. Please select one to read and complete the comprehension questions. I can then check this at the end of the end.</p> <p>Any problems logging in please let me know, as their system has had a few problems.</p>	<p>Yesterday, you found different types of homophones using the bbc bitesize website.</p> <p><i>Homophones are tricky words which sound the same but have different meanings and are sometimes spelt differently.</i></p>  <p>You can recap the video from yesterday: https://www.bbc.co.uk/bitesize/topics/zqhpk2p/articles/zc84cw x</p> <p>Complete attached activity</p>	<p>We are continuing with addition and subtraction today. Today's focus is comparing number sentences.</p> <p>Lesson 2 - Compare number sentences</p>  <p>Watch the lesson</p> <p>presentation 'Lesson 2 - Compare Number Sentences' https://whiterosemaths.com/homelearning/year-2/ Click on the tab:</p> <p>Summer Term - Week 3 (w/c 4th May)</p> <p>Complete the activity sheet that is uploaded on the class web page.</p>	<p><u>IT</u> <u>Lesson 3 - Piet Mondrian</u> Open the Piet Mondrian fact file attached to this document and read it with your adult together. I would then like you to google search 'Piet Mondrian' and see what examples you can find. What do they all have in common? Launch your 2do - 2paint a picture and click on the 'Open Lines' Template. This template will only allow drawing in straight lines or filling areas. Select a black colour and play with varying the thickness of the lines. You can fill an area using the paint pot. After you've experimented, create your own picture in the style of Mondrian. Remember to name and press save - good luck!</p> 

Wednesday
20.05.2020

Read the extract from Chapter Eleven: 'Journey to Dream Country'
How would you describe the relationship between the BFG and the other giants? Are they friends? Underline or highlight all the parts of the extract where the BFG is being bullied.



Homophones:

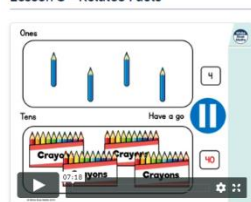
Please use the PowerPoint to guess the correct homophone.

Attached on the class page.

Now complete the activity sheet using the correct homophone. I have attached common homophones with pictures to help you.

We are continuing with addition and subtraction today. Today's focus is related facts.

Lesson 3 - Related Facts



Watch the lesson presentation 'Lesson 3 - Related Facts'

<https://whiterosemaths.com/homelearning/year-2/>

Click on the tab:

Summer Term - Week 3 (w/c 4th May)

Complete the activity sheet that is uploaded on the class web page.

ART/DT

Today we would like you to design and make a cape. You can be as creative as you like.



Thursday
21.05.2020

Read Roald Dahl's description of the bullying Bloodbottler, he is truly terrifying!

Why does he describe the Bloodbottler's drool as 'rivers of spit'?

Why does he use the adjective 'craggy' for the teeth?

Did you spot the simile in the description?

Your Task-

Invent a really nasty bully using the MY FROTHBUNGLING BULLY worksheet What would they look like? How does your bully behave? Who are the bully's victims? Use the worksheets to write a character description of your bully, thinking carefully about the effect of the vocabulary that you choose.

Over the next two days, we will have our last lessons about Superheroes. To finish our topic we would like you to create your own acrostic poem.

An acrostic poem, the first letter of each line spells a word. The word is the subject of the poem.

<https://www.bbc.co.uk/bitesize/topics/z4mmn39/articles/ztdvw6f>

Try to remember all of our good writing skills.

I have attached a writing grid to write your poem.

We are continuing with addition and subtraction today. Today's focus is adding and subtracting ones.

Lesson 4 - Add and subtract ones



Watch the lesson presentation 'Lesson 4 - Add and subtract

ones'

<https://whiterosemaths.com/homelearning/year-2/>

Click on the tab:

Summer Term - Week 3 (w/c 4th May)

Complete the activity sheet that is uploaded on the class web page.

We are continuing with our theme of 'Think Positive'. Today I want you to think about what makes you happy? It might be a person, a book or a song. Remember we are all different so different things will make us happy.

Complete the activity sheet that is uploaded on the class web page.

Maybe this weekend you could do something that makes you happy or something that will make someone else happy?



Friday
22.05.2020

Friday is 'Your Book Choice' day. Read a book of your choice and write us a book review. We are always on the lookout for recommendations and can't wait to read your reviews.

We have uploaded a book review template that you can use or you can make your own.



Using Bug Club

Continue with your acrostic poem. You could decorate the poem or poem the video and send us your video!

We look forward to hearing them and sharing the videos with the class on our website.

We have set a MyMaths task for you to complete today. Follow the link and use your login to access the activity.

<https://www.mymaths.co.uk/>



YOGA

Friday is yoga time!

I hope you enjoy the yoga session today.

<https://www.youtube.com/watch?v=8K3YeCAWesY>

Spellings	Timetables	Keeping Active																																										
<p>Your spelling rule this week is: Using an apostrophe for contractions</p> <p>We have uploaded some spelling activities for you to practice your spellings throughout the week.</p> <p>SPELLING TEST ON FRIDAY Please email us your scores.</p>	<p>Your times table this week is: Mixed Tables x2, x5, x10</p> <p>TIMESTABLE TEST ON FRIDAY Please email us your scores</p> <p>https://www.bbc.co.uk/teach/super movers/ks1-maths-the-2-times-table-with-bridget-the-lioness/zrrx92p</p> <p>https://www.bbc.co.uk/teach/super movers/ks1-maths-the-5-times-table/zhbm47h</p> <p>https://www.bbc.co.uk/teach/super movers/ks1-maths-the-10-times-table-with-webster-the-spider/zm32cqt</p> <table> <tr> <th>2</th><th>5</th><th>10</th></tr> <tr><td>1 x 2 = 2</td><td>1 x 5 = 5</td><td>0 x 10 = 0</td></tr> <tr><td>2 x 2 = 4</td><td>2 x 5 = 10</td><td>1 x 10 = 10</td></tr> <tr><td>3 x 2 = 6</td><td>3 x 5 = 15</td><td>2 x 10 = 20</td></tr> <tr><td>4 x 2 = 8</td><td>4 x 5 = 20</td><td>3 x 10 = 30</td></tr> <tr><td>5 x 2 = 10</td><td>5 x 5 = 25</td><td>4 x 10 = 40</td></tr> <tr><td>6 x 2 = 12</td><td>6 x 5 = 30</td><td>5 x 10 = 50</td></tr> <tr><td>7 x 2 = 14</td><td>7 x 5 = 35</td><td>6 x 10 = 60</td></tr> <tr><td>8 x 2 = 16</td><td>8 x 5 = 40</td><td>7 x 10 = 70</td></tr> <tr><td>9 x 2 = 18</td><td>9 x 5 = 45</td><td>8 x 10 = 80</td></tr> <tr><td>10 x 2 = 20</td><td>10 x 5 = 50</td><td>9 x 10 = 90</td></tr> <tr><td>11 x 2 = 22</td><td>11 x 5 = 55</td><td>10 x 10 = 100</td></tr> <tr><td>12 x 2 = 24</td><td>12 x 5 = 60</td><td>11 x 10 = 110</td></tr> <tr><td></td><td></td><td>12 x 10 = 120</td></tr> </table>	2	5	10	1 x 2 = 2	1 x 5 = 5	0 x 10 = 0	2 x 2 = 4	2 x 5 = 10	1 x 10 = 10	3 x 2 = 6	3 x 5 = 15	2 x 10 = 20	4 x 2 = 8	4 x 5 = 20	3 x 10 = 30	5 x 2 = 10	5 x 5 = 25	4 x 10 = 40	6 x 2 = 12	6 x 5 = 30	5 x 10 = 50	7 x 2 = 14	7 x 5 = 35	6 x 10 = 60	8 x 2 = 16	8 x 5 = 40	7 x 10 = 70	9 x 2 = 18	9 x 5 = 45	8 x 10 = 80	10 x 2 = 20	10 x 5 = 50	9 x 10 = 90	11 x 2 = 22	11 x 5 = 55	10 x 10 = 100	12 x 2 = 24	12 x 5 = 60	11 x 10 = 110			12 x 10 = 120	<p>Joe Wicks live - 9am daily workout https://www.thebodycoach.com/blog/pe-with-joe-1254.html</p>
2	5	10																																										
1 x 2 = 2	1 x 5 = 5	0 x 10 = 0																																										
2 x 2 = 4	2 x 5 = 10	1 x 10 = 10																																										
3 x 2 = 6	3 x 5 = 15	2 x 10 = 20																																										
4 x 2 = 8	4 x 5 = 20	3 x 10 = 30																																										
5 x 2 = 10	5 x 5 = 25	4 x 10 = 40																																										
6 x 2 = 12	6 x 5 = 30	5 x 10 = 50																																										
7 x 2 = 14	7 x 5 = 35	6 x 10 = 60																																										
8 x 2 = 16	8 x 5 = 40	7 x 10 = 70																																										
9 x 2 = 18	9 x 5 = 45	8 x 10 = 80																																										
10 x 2 = 20	10 x 5 = 50	9 x 10 = 90																																										
11 x 2 = 22	11 x 5 = 55	10 x 10 = 100																																										
12 x 2 = 24	12 x 5 = 60	11 x 10 = 110																																										
		12 x 10 = 120																																										

Using an
apostrophe to
mark where a
letter is missing
(contractions)

can't

didn't

hasn't

couldn't

it's

wouldn't

shouldn't

wasn't


Mr

Mrs

twinkl.co.uk

For this week's spellings...

we are using an apostrophe to mark
where a letter is missing.



twinkl
www.twinkl.co.uk

