







School Closure Plan – 6th and 7th December - Class: **RED OAKS**

	Session 1	Session 2	Session 3	Ongoing Activities
Monday 6 th December 	Maths – Multiplying by 10 1. Watch this video clip - HERE to revise and recap your understanding of multiplying by 10 . 2. Complete the worksheet, which has been attached to the email. You don't have to print this out – you can either edit it online or just write the answers on a piece of paper. 3. BBC Bitesize Multiplying by 10 and 100 I have attached two videos for some extra support.	English - Over the last week, we have been thinking about writing our own Christmas stories. Using the picture of Father Christmas attached, I'd like you to write a character description!  Think about the following questions - <ul style="list-style-type: none"> • What does he look like? • What might he smell like? • Are there any sounds when he walks? • How does his suit feel? Can you include expanded noun phrases in your writing? Watch THIS video to help you.	History - Romans In History, we have been looking at what life was like for the Romans. Can you watch this VIDEO and make some notes. How is life different now? Can you create a poster, which shows the similarities and differences between life in the Roman times and now? 	There are lots of links on the class page which you can access for ongoing learning. Reading: Continue to read regularly. Link to AR HERE . Time Tables: TTRS login HERE . Spelling: Apostrophes for singular and plural possession. Watch THIS video about how to use them and click on the following links to play some games – Spelling game Spelling game

<p>Tuesday 7th December</p> 	<p>Maths – Multiplying by 100</p> <ol style="list-style-type: none"> 1. Watch the video and lesson HERE to revise and recap your understanding of multiplying by 100 2. Complete the worksheet, which has been attached. Remember, you don't have to print it! 3. BBC Bitesize Multiplying by 10 and 100 I have attached two videos for some extra support. <p>Challenge – Write any number on a piece of paper and spin the spinning wheel HERE! How many can you get correct?</p>	<p>English - In our stories at school, we've been looking at the character The Frost King.</p> <p>Thinking about both Father Christmas and The Frost King, can you write a conversation between both of them, which contains some CONFLICT.</p>  <p>Watch this VIDEO to help you remember some of the rules for speech.</p>	<p>History/ART – Romans</p> <p>Gods and Goddess</p> <p>Can you find out about one God or Goddess and create a fact file about them and draw a picture!</p>  <p>We will display these in the classroom.</p>	<p>There are lots of links on the class page which you can access for ongoing learning.</p> <p>Reading: Continue to read regularly. Link to AR HERE.</p> <p>Time Tables: TTRS login HERE.</p> <p>Spelling: Apostrophes for singular and plural possession.</p> <p>Watch THIS video about how to use them and click on the following links to play some games –</p> <p>Spelling game Spelling game</p>
	<p>The class email address redoaks@chacewaterschool.co.uk will be monitored throughout the day to answer any questions and to provide further support.</p>			

Unit 1: The World of the Future

Lesson 1: Introduction to the Unit

Section 1: The Future of Technology

Section 1.1: Artificial Intelligence

Section 1.2: Robotics

Section 1.3: Space Exploration

Section 1.4: Environmental Technology

Section 1.5: Transportation

Section 1.6: Healthcare

Section 1.7: Education

Section 1.8: Entertainment

Section 1.9: Agriculture

Section 1.10: Energy

Section 1.11: Communication

Section 1.12: Security

Section 1.13: Social Media

Section 1.14: Globalization