








# School Closure Plan – 6<sup>th</sup> and 7<sup>th</sup> December - Class: Seedlings Year 1



	Session 1	Session 2	Session 3	Ongoing Activities
<p>Monday 6<sup>th</sup> December</p> 	<p><b>Maths:</b></p> <p>Today we will be learning to name and recognise 2D shapes. Can you recognise the shapes in the video? What are their names, how do you know this?</p> <p>Watch this video:  <a href="https://vimeo.com/476288716">https://vimeo.com/476288716</a></p> <p>Can you make your own picture out of different 2D shapes? Remember in the class we used 2D shapes to create our pictures.</p> 	<p><b>English:</b></p> <p>Phonics: Set 3 Speed Sound lesson, oi sound. Spoil the boy</p>  <p>Watch the video and practise the sound:  <a href="https://www.youtube.com/watch?v=dPYeC7PQ0UE#">https://www.youtube.com/watch?v=dPYeC7PQ0UE#</a></p> <p>Watch the story of 'The Jolly Postman at Christmas'.  <a href="https://www.youtube.com/watch?v=2jQkDsoPFJE">https://www.youtube.com/watch?v=2jQkDsoPFJE</a></p> <p>Listen to the wonderful story read by Father Christmas in the Hamleys toy shop in London. What did you like about the story?</p>	<p><b>Wider Curriculum:</b></p> <p><b>History:</b></p> <p>In history we have been learning all about the history of toys.</p> <p>Let's take our learning further by  <a href="https://www.theschoolrun.com/homework-help/history-toys">https://www.theschoolrun.com/homework-help/history-toys</a></p> <p>Go to the bottom of the page and watch the video of toys in the past 100 years.</p> <p>I would like you to find your favourite toy from home. Please draw your favourite toy. You can label your toy or even write a sentence to tell me about this toy. Don't forget to colour in your picture.</p>	<p><b>Spelling:</b></p> <p><b>Reading:</b> Please read either your book bag book or your reading for enjoyment book.</p> <p><b>Times Table:</b> Please log into numbots. Follow the link on the class page.  <a href="https://play.numbots.com/#/intro">https://play.numbots.com/#/intro</a></p>

<p>Tuesday 7th December</p> 	<p><b>Maths:</b></p> <p>Today we will be learning to name and recognise 3D shapes. Can you recognise the shapes in the video? What are their names, how do you know this?</p> <p>Watch this video: <a href="https://vimeo.com/476287832">https://vimeo.com/476287832</a></p> <p>Complete the uploaded worksheet or draw 3D shapes you find around the home.</p> <p>Can you spot the different 2D shapes on the 3D shapes?</p>	<p><b>English:</b></p> <p>Phonics: Set 3 Speed Sound lesson, ea sound. Cup of tea!</p>  <p>Watch the video and practise the sound:  <a href="https://www.youtube.com/watch?v=YsztW1aUWM4">https://www.youtube.com/watch?v=YsztW1aUWM4</a></p> <p>Watch the story of 'The Jolly Postman at Christmas'.  <a href="https://www.youtube.com/watch?v=2jQkDsoPFJE">https://www.youtube.com/watch?v=2jQkDsoPFJE</a></p> <p>Can you match the pictures for the story map? This has been uploaded or you could draw your favourite picture from the story.</p>	<p><b>Wider Curriculum:</b></p> <p><b>Art:</b> I would like you to get creative today. In art we are thinking about the season winter. What does winter mean to you?</p> <p>Use the powerpoint to look at the images. What can you see in the pictures?</p> <p>What do the trees look like in winter? What is the weather like? Think about the colours you might use.</p> <p>Create a winter scene, you can use crayons, felt pens, paints whatever you have at home.</p> 	<p><b>Spelling:</b></p> <p><b>Reading:</b> Please read either your book bag book or your reading for enjoyment book.</p> <p><b>Times Table:</b> Please log into numbots. Follow the link on the class page.  <a href="https://play.numbots.com/#/intro">https://play.numbots.com/#/intro</a></p>
---	---	---	---	--

	The class email address <a href="mailto:seed@chacewaterschool.co.uk">seed@chacewaterschool.co.uk</a> will be monitored throughout the day to answer any questions and to provide further support.
--	---