

Chacewater School – LEAP into Learning

Term: Spring 1


Class: Year 3

Theme: Where in the world? Climate zones

On this page you will find an outline of our learning this half term in Young Oaks

Mathematics

Multiplication and Division



- Recall and use multiplication and division facts for the 3, 4 and 8 multiplication tables.
- Write and calculate mathematical statements for multiplication and division using the multiplication tables that they know, for two-digit numbers times one-digit numbers, using mental and progressing to formal written methods.

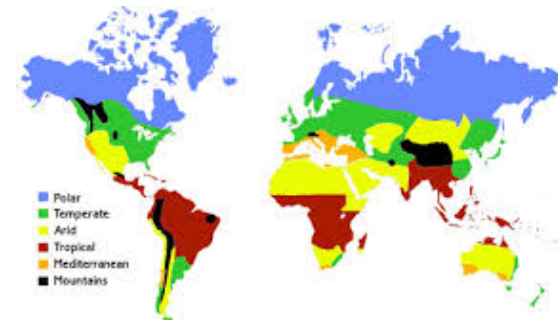
Measurement - Money





- Add and subtract amounts of money to give change, using both £ and p in practical contexts.

Geography:

Where in the world? Climate zones and biomes


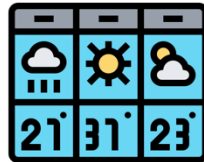


- Why does a place's location in the world affect its climate?
- What is a climate zone?
- How is the climate in the UK different from that in the tropics?

	<p>Science:</p> <p>This term we will be learning about forces and magnets.</p>  <p>We will be predicting whether 2 magnets will attract or repel each other, depending on which poles are facing. And comparing and grouping together a variety of everyday materials on the basis of whether they are attracted to a magnet, and identify some magnetic materials.</p> <p>Art & Design: Painting</p> <p>Develop their secondary colour mixing skills and will focus on tone within the context of buildings.</p>
<p><u>English</u></p> <p>Class book: The Explorer by Katherine Rundell</p> <p>Narrative: Lord of the Forest by Caroline Pitcher</p> <ul style="list-style-type: none"> • Write narratives about personal experiences and those of others (fictional). • Begin to understand inverted commas to punctuate direct speech.  <p>Non- Fiction text: Penguins</p>	<p>Computing:</p> <p>Sequencing sounds with the use of the programme 'Scratch'.</p> <p>Religious Education:</p> <p>What does it mean to be Hindu in Britain today?</p> <p>RSHE:</p> <p>Responsibilities and boundaries</p>

<p>Non Chronological report:</p> <ul style="list-style-type: none"> In non-narrative material, using simple organisational devices [for example, headings and subheadings] 	
<p>PE: Our PE days will be on Wednesday and Friday this term. We will be focusing on dance and fundamental movement skills.</p>	

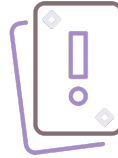
Chacewater School – LEAP into Learning HOME LEARNING

Term: Spring 1	Class: Year 3	Theme: Where in the world? Climate zones
<p>Alongside regular reading, spelling and maths home learning choose at least one of the following to complete over this half term. You might even be inspired and choose more than one!</p>		
<p>Pick a climate zone and draw a poster of what animals you may find there and why.</p>	<p>Bake cookies at home and decorate them with characteristics from each climate zone.</p>	<p>Create your own weather forecast for a climate zone of your choice.</p>
		

Draw on a map the different climate zones using a variety of colours.



Wild card!
You choose something you want to find out about climate zones or biomes.



Make a 3D globe and label the climate zones.



Create a poster to convince someone to visit a climate zone of your choice.

Write a checklist for someone going on holiday to a Mediterranean climate zone.



What climate zone would you prefer to live in and why?