

Chacewater School – LEAP into Learning

Term: Summer 1

Class: Red Oaks

Theme: Going Global!

On this page you will find an outline of our learning this half term in Red Oaks!

Mathematics:

Decimals:

- read and write decimal numbers as fractions
- recognise and use thousandths and relate them to tenths, hundredths and decimal equivalents
- round decimals with 2 decimal places to the nearest whole number and to 1 decimal place
- read, write, order and compare numbers with up to 3 decimal places
- solve problems involving number up to 3 decimal places



Percentages:

- recognise the per cent symbol (%) and understand that per cent relates to “number of parts per 100”, and write percentages as a fraction with denominator 100, and as a decimal fraction
- solve problems which require knowing percentage and decimal equivalents of $\frac{1}{2}$, $\frac{1}{4}$, $\frac{1}{5}$, $\frac{2}{5}$, $\frac{4}{5}$ and fractions with a denominator of a multiple of 10 or 25.



Statistics

- solve comparison, sum and difference problems using information presented in a line graph
- complete, read and interpret information in tables, including timetables.



Geography: Going Global

National curriculum:

human geography, including: types of settlement and land use, economic activity including trade links, and the distribution of natural resources including energy, food, minerals and water



Locational Knowledge: Consider the location of global companies such as Starbucks and IKEA and recognise they trade in countries located all over the world.

Physical Geography: describe how in the past distance and bodies of water prevented trade from happening at an international scale.

Human geography: Explain the UK's trade links with other countries




English:

Text: Kensuke's Kingdom
By Michael Morpurgo

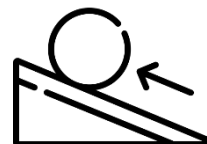
Outcome: write an extended story based on chapter four

Grammar:
devices to build cohesion
degrees of possibility using adverbs and modals
brackets and dashes
show not tell



Science: Forces

- explain that unsupported objects fall towards the Earth because of the force of gravity acting between the Earth and the falling object
- identify the effects of air resistance, water resistance and friction, that act between moving surfaces
- recognise that some mechanisms, including levers, pulleys and gears, allow a smaller force to have a greater effect.




Computing: Vector Drawing

1. The drawing tools
2. Creating images
3. Making effective drawings
4. Layers and objects
5. Manipulating objects
6. Create a vector drawing



Design and technology:

- Create a structure using pulleys and gears to move a tomato without it getting squished



Religious Education:

What would Jesus do? How do Christians decide to live?

RSHE:

Valuing our bodies and our minds

1. valuing ourselves
2. alcohol, tobacco and drugs
3. keeping well

PE:

Strike/fielding games

Real PE – Personal

- I recognise my strengths and weaknesses and can set myself appropriate targets.

- I see all new challenges as opportunities to learn and develop.

Chacewater School – LEAP into Learning HOME LEARNING

Term: Summer 1

Class: Red Oaks

Theme: Going Global!

Alongside regular reading, spelling and maths home learning choose at least one of the following to complete over this half term. You might even be inspired and choose more than one!

Create a Fairtrade farm in a shoe box! What Fairtrade product is growing on your farm?

You will need:
a shoe box
junk/recycled materials
inspiration from Fairtrade farmers

Congratulations! You are the Head Chef at the 'Choose the world you want' restaurant.



Design a delicious menu that makes a difference in the world.

Cocoa trees grow in countries with tropical climates.

Find out what fruit trees grow in the UK.
With an adult, plan to grow your own.

Share your vision of the world you want!

Create your vision for the world you want, for the planet and everything on it. Share your artwork, prose, poem or film with us at school!



Wild card!

You choose something you want to find out about Fairtrade!



Talk about it!

Tell the class about Fairtrade and the different it makes to people and the planet.



Make a choice that is positive for people and the planet today!

Write a sentence explaining your choice.

Bake a difference!

With an adult, bake or cook using at least one Fairtrade ingredient.

Decorate your creation with the FAIRTRADE Mark.



Use Google Maps or an atlas to travel around the world!

Can you find a country where cocoa grows?

Check the temperature in that country today. How has it changed over the last 50 years?